

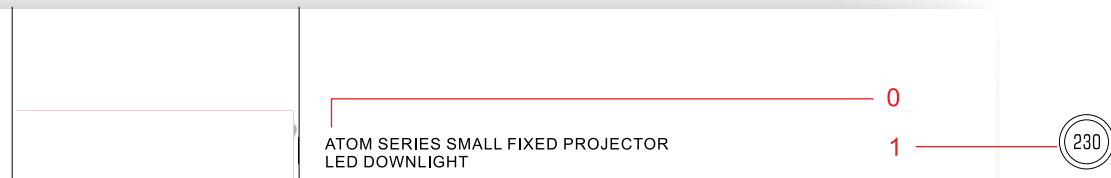


Upgraders Energi
Spar på energien - ikke lyset




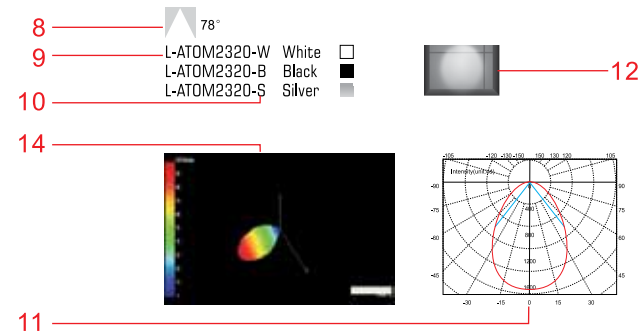
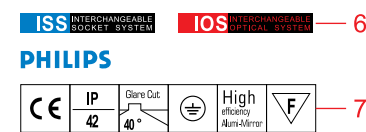
Modulare LED-Downlights & skinnespots
2013





PHILIPS DLM LED 3000Lm MAX

Trim : Die-cast aluminium
Body : Die-cast aluminium
Housing : 1.2mm Steel-matt black paint
Safety Cover : Clear tempered glass
Reflector : 99.98%pure anodised aluminium
Weight: 0.78 kg



TRIDONIC TWIS LED 1100Lm MAX

Trim : Die-cast aluminium
Body : Die-cast aluminium
Housing : 1.2mm Steel-matt black paint
Safety Glass : Clear tempered glass
Reflector : 99.98%pure anodised aluminium
Weight: 0.78 kg



Available optics:

	ORDERING CODE	LED MODULES	DRIVER MODEL	DRIVER SPECIFICATION		
				[mA]	[V]	[W]
17	Narrow	L-ATOM2330-W/B/S + XXX	XXX	375	40	15
	Medium	L-ATOM2331-W/B/S + XXX	XXX	375	40	15
	Flood	L-ATOM2332-W/B/S + XXX	XXX	375	40	15
	W-Flood	L-ATOM2333-W/B/S + XXX	XXX	375	40	15

0. Fixture name.
Indicates the name a size of an series.

1.Frame dimensions
Indicates the fixture's trim dimensions.



2.Compatible lamps
For safety reasons, only the indicated lamps should be used.
Please be sure to also check lamp specifications and restrictions.

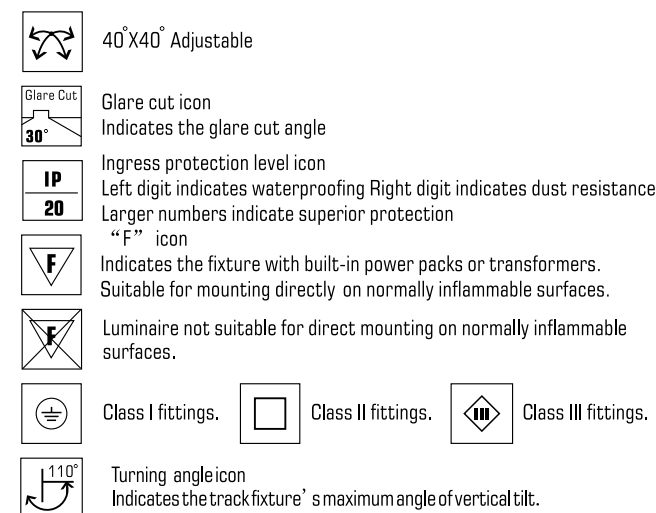
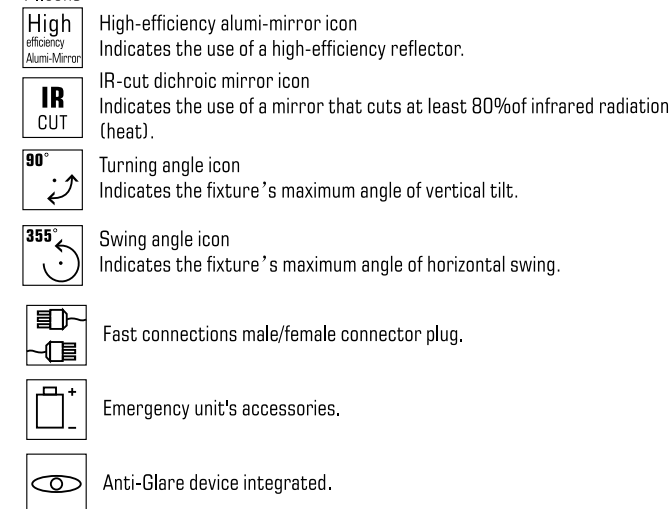
3.Material, finish, weight, special notes, etc.
Materials and finishes are subject to change without prior notification for quality improvement purposes.

4.Ceiling cut
Indicates the ceiling hole cut for installation.

5.Fixtures dimensions.
Dimensions are noted in simplified form the outline drawings or multiple view diagrams. Dimensions included in parentheses indicate measurements for which there is a small amount of variation between products. "Specification Diagrams" with more detailed informations are available by request.

6. Interchangeable system for reflector optic **IOS** INTERCHANGEABLE OPTICAL SYSTEM
LED socket system for all application of use. **ISS** INTERCHANGEABLE SOCKET SYSTEM

7. Icons



8.Light distribution
Indicates the projection angle and pattern shape.

9.Model number when ordering.

10.Fixture colour or accessories parts.
Indicates fixture colours eg. -W white -X Cross blade louver -B blank
Indicates fixture accessories eg. -DX Double cross blade louver -S sliver

11. Light distributions diagrams.
Indicates the photometric of the light intensity.

14.IES simulations diagram.
Indicates light effects in 3D-VR average from lighting programs.

15. AAI Value
The curves indicate the illuminated area and the avege illumination when the luminaire is at different distance.

16.LED LOGO

17.indicates the beam angle.

18.indicates the ordering code with colours W/B/S White / Black / Silver

19.indicates the LED modules code that will be used for this fitting.

20.indicates the drivers code that will be used for this fitting.

21.indicates the drivers specification need for this LED.

CONTENTS

TRACK SPOT

LCUP SERIES



P.003

COKL SERIES



P.015

TZOL SERIES



P.027

SCOL SERIES



P.037

SZOL SERIES



P.049



FRAME SERIES



P.061



DOWN LIGHT

BRICK LED DOWNLIGHT



P.065

HAMMER LED DOWNLIGHT



P.095

DS LED DOWNLIGHT



P.113

SQUARE DS LED DOWNLIGHT



P.125

DOWN LIGHT

EVOLUTION LED DOWNLIGHT



P.129

CONAL LED DOWNLIGHT




P.137

NPL LED DOWNLIGHT



P.147

ARCUS LED FIXED DOWNLIGHT



P.159

ARCUS LED ADJUSTABLE DOWNLIGHT



P.173

ATOM LED DOWNLIGHT



P.185

SQUARE LED DOWNLIGHT

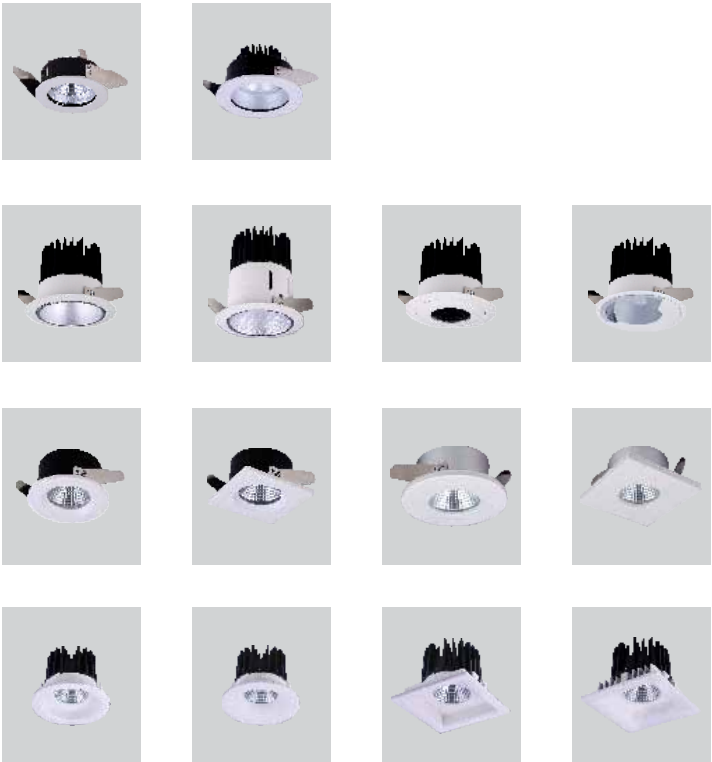


P.197

CONTENTS

DOWN LIGHT

MINI CAST LED DOWNLIGHT



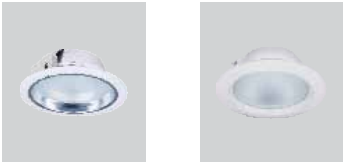
P.231

COCO LED DOWNLIGHT



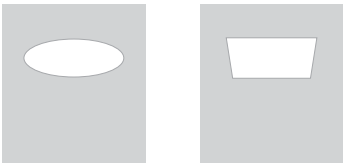
P.257

ECONOMY LED DOWNLIGHT



P.263

CUTTER LED DOWNLIGHT



P.271

MUTIPLE LIGHTS

BOXER



P.289

TWISTER / SPIKE



P.301


SPECIAL ARCHITECTURAL LIGHTS

ROVER RING PENDANT




P.307

BLOCK SURFACE MOUNT




P.309

JUMBO PENDANT




P.315


IO2 INTERCHANGEABLE OPTICAL SYSTEM TRUE LIGHT EFFECTS FROM SMALL SIZE IO2 SYSTEM



IO2 INTERCHANGEABLE OPTICAL SYSTEM TRUE LIGHT EFFECTS FROM MEDIUM SIZE IO2 SYSTEM



IO2 INTERCHANGEABLE OPTICAL SYSTEM TRUE LIGHT EFFECTS FROM LARGE SIZE IO2 SYSTEM




IO2 INTERCHANGEABLE OPTICAL SYSTEM ISS INTERCHANGEABLE SOCKET SYSTEM

The IO2 interchangeable Optical system consists of a 99.99% aluminum reflector with twist lock fixing / snap on system with tempered safety glass and accessories. IO2 system make it possible to change an beam enable with in Few second. Best of all this operations require no tooling and screws, so you don't have to worry about finding the right tools or losing screws.

Twist lock systems



The orientation of the oval is freely adjustable



Dynamism has become a fundamental feature of daily life and this is reflected in the corresponding spaces. Layout changes over the course of time and a fundamental role is played by light which, when designed dynamically, can create different images of the same situation.

The innovative IO2 Interchangeable Optical System consisting of 99.98% aluminum reflector (various versions for different lighting application requirement). With twist lock and snap on systems and tempered safety glass provides a concrete response to the need for lighting in a constantly evolving setting. The light distribution of a given lighting point can be transformed to adapt in to the new setting.

Lighting becomes "dynamic" and although the lighting points are always the same, they become protagonists, creating light effects varying over time and space.

MORE THAN JUST LIGHT FITTINGS

We Put Projects In Lights



T-ZOOM SERIES



T-CUP SERIES



T-COKE SERIES



S-ZOOM SERIES



S-CONAL SERIES



S-FRAME SERIES



LIGHTING YOUR WAY

A simple design consisting of a Cone / Cylindrical or square body blends into the design of any space without interfering the interior design. It is able to downplay its own presence by highlight object efficiently with high-quality focus effect. The reflector of the series was developed to suit numbers of LED light source, accessories and beam angles. The high performance reflector maximize light quality and efficiency, helping to save energy even as it illuminates space with crisp clarity. The simple design ensure these spot lights don't detract the beauty of the surrounding environment.



TRACK SPOT




TRACK SPOT ZOOM LED SERIES (HORIZONTAL GEAR BOX)



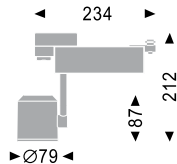


COB LED

Body: Die-Casting Aluminium
Safety Cover: Clear tempered glass
Reflector: 99.98% pure anodized aluminium
Adaptor: 3-Circuit Universal Type
Built in type electronic driver
Weight: 0.78kg
Applicable driver sold separately



ISS INTERCHANGEABLE SOCKET SYSTEM IO2 INTERCHANGEABLE OPTICAL SYSTEM




CITIZEN

CITIZEN CLL020 1000Lm MAX

	ORDERING CODE	LED MODULES	DRIVER MODEL	DRIVER SPECIFICATION		
				[mA]	[V]	[W]
Narrow	TZOL810-W/B/S +			350	38.8	13.5
Medium	TZOL811-W/B/S +			350	38.8	13.5
Flood	TZOL812-W/B/S +			350	38.8	13.5
W-Flood						

□ White ■ Black ■ Silver




We put projects in light

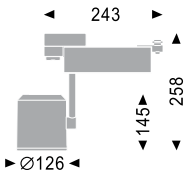


ZAGA COB LED

Body: Die-Casting Aluminium
Safety Cover: Clear tempered glass
Reflector: 99.98% pure anodized aluminium
Adaptor: 3-Circuit Universal Type
Built in type electronic driver
Weight: 1.4kg
Applicable driver sold separately



ISS INTERCHANGEABLE SOCKET SYSTEM **IO2** INTERCHANGEABLE OPTICAL SYSTEM



CITIZEN				CITIZEN LED CLL030 3000Lm MAX		
	ORDERING CODE	LED MODULES	DRIVER MODEL	DRIVER SPECIFICATION		
				[mA]	[V]	[W]
Narrow	TZOL1220-W/B/S + XXX	XXX	XXX	1050	38	40
Medium	TZOL1221-W/B/S + XXX	XXX	XXX	1050	38	40
Flood	TZOL1222-W/B/S + XXX	XXX	XXX	1050	38	40

White Black Silver

Accessories » Page. A001



TRACK SPOT CUP LED SERIES (HORIZONTAL GEAR BOX)



Strong Die-Casting component

The die-casting gear box and spot heads provide strong protection is guaranteed through years of operation.



Easy Installation & Maintenance

Refined design features ensure easy use of special driver box. The screws are design to hold Phillips, Osram, and Tridonic.



All track system are installed with a 3-Circuit universal connector with 3-Circuit Track for easy circuit switching. This connector provides a high degree of safety.



IO2 INTERCHANGEABLE OPTICAL SYSTEM


The innovative IO2 Interchangeable Optical System consisting of 99.98% aluminium reflector (vauris versions for different lighting application requirement). With twist lock systems and tempered safety glass provides a concrete response to the need for lighting in a constantly evolving setting. The light distribution of a given lighting point can be transformed to adapt in to the new setting.

Choose the illumination that is right for your application.

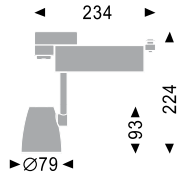


COB LED

Body: Die-Casting Aluminium
Safety Cover: Clear tempered glass
Reflector: 99.98% pure anodized aluminium
Adaptor: 3-Circuit Universal Type
Built in type electronic driver
Weight: 0.63 kg
Applicable driver sold separately.



ISS INTERCHANGEABLE SOCKET SYSTEM IO2 INTERCHANGEABLE OPTICAL SYSTEM




CITIZEN

CITIZEN LED CLL020 1000Lm MAX


	ORDERING CODE	LED MODULES	DRIVER MODEL	DRIVER SPECIFICATION		
				[mA]	[V]	[W]
Narrow	LCUP810-W/B/S +			350	38.8	13.5
Medium	LCUP811-W/B/S +			350	38.8	13.5
Flood	LCUP812-W/B/S +			350	38.8	13.5

White Black Silver

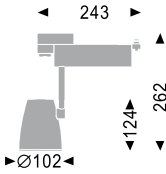


ZAGA COB LED

Body: Die-Casting Aluminium
Safety Cover: Clear tempered glass
Reflector: 99.98% pure anodized aluminium
Adaptor: 3-Circuit Universal Type
Built in type electronic driver
Weight: 0.95 kg
Applicable driver sold separately.



ISS INTERCHANGEABLE SOCKET SYSTEM IO2 INTERCHANGEABLE OPTICAL SYSTEM



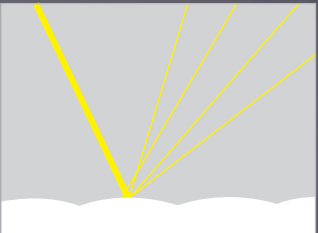


CITIZEN

CITIZEN LED CLL030 2500Lm MAX

	ORDERING CODE	LED MODULES	DRIVER MODEL	DRIVER SPECIFICATION		
				[mA]	[V]	[W]
Narrow	LCUP1020-W/B/S + XXX	XXX	XXX	800	40.5	34
Medium	LCUP1021-W/B/S + XXX	XXX	XXX	800	40.5	34
Flood	LCUP1022-W/B/S + XXX	XXX	XXX	800	40.5	34

White Black Silver

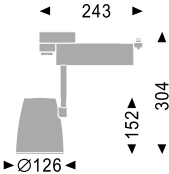

The innovative ball-facet, reflectors that diffused the sharp light from the LED (light error) which give an focus brilliant focus effect that is also uniform. The reflector surface consists of computer calculated, spherically domed facets. By determining the individual radii of each facet of the reflector, in different deepness of the domed facteds a wide range of beam angles light distribution can be produced within the same shape of the reflector..





ZAGA COB LED

Body: Die-Casting Aluminium
Safety Cover: Clear tempered glass
Reflector: 99.98% pure anodized aluminium
Adaptor: 3-Circuit Universal Type
Built in type electronic driver
Weight: 1.2kg
Applicable driver sold separately.




CITIZEN

CITIZEN LED CLL030 3000Lm MAX

	ORDERING CODE	LED MODULES	DRIVER MODEL	DRIVER SPECIFICATION		
				[mA]	[V]	[W]
Narrow	LCUP1220-W/B/S + XXX	XXX	XXX	1050	38	40
Medium	LCUP1221-W/B/S + XXX	XXX	XXX	1050	38	40
Flood	LCUP1222-W/B/S + XXX	XXX	XXX	1050	38	40

White Black Silver

We Put Projects In Lights



TRACK SPOT COKE LED SERIES (HORIZONTAL BOX)




TRACK SPOT COKE LED SMALL PROJECTOR
HORIZONTAL BOX

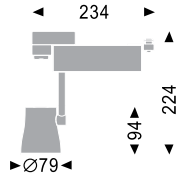


COB LED

Body: Die-Casting Aluminium
Safety Cover: Clear tempered glass
Reflector: 99.98% pure anodized aluminium
Adaptor: 3-Circuit Universal Type
Built in type electronic driver
Weight: 0.76kg
Applicable driver sold separately.



ISS INTERCHANGEABLE SOCKET SYSTEM IO2 INTERCHANGEABLE OPTICAL SYSTEM



CITIZEN

CITIZEN LED CLL020 1000Lm

	ORDERING CODE	LED MODULES	DRIVER MODEL	DRIVER SPECIFICATION		
				[mA]	[V]	[W]
Narrow	COKL810-W/B/S + XXX	XXX	XXX	350	38.8	13.5
Medium	COKL811-W/B/S + XXX	XXX	XXX	350	38.8	13.5
Flood	COKL812-W/B/S + XXX	XXX	XXX	350	38.8	13.5


White Black Silver

Accessories ▶ Page. A001

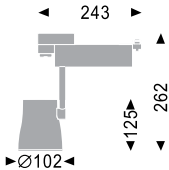


ZAGA COB LED

Body: Die-Casting Aluminium
Safety Cover: Clear tempered glass
Reflector: 99.98% pure anodized aluminium
Adaptor: 3-Circuit Universal Type
Built in type electronic driver
Weight: 1.12kg
Applicable driver sold separately.



ISS INTERCHANGEABLE SOCKET SYSTEM IO2 INTERCHANGEABLE OPTICAL SYSTEM



CITIZEN

CITIZEN LED CLL030 2500Lm MAX

	ORDERING CODE	LED MODULES	DRIVER MODEL	DRIVER SPECIFICATION		
				[mA]	[V]	[W]
Narrow	COKL1020-W/B/S + XXX	XXX	XXX	800	40.5	34
Medium	COKL1021-W/B/S + XXX	XXX	XXX	800	40.5	34
Flood	COKL1022-W/B/S + XXX	XXX	XXX	800	40.5	34


White Black Silver



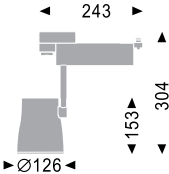


ZAGA COB LED

Body: Die-Casting Aluminium
Safety Cover: Clear tempered glass
Reflector: 99.98% pure anodized aluminium
Adaptor: 3-Circuit Universal Type
Built in type electronic driver
Weight: 1.35kg
Applicable driver sold separately.



ISS INTERCHANGEABLE SOCKET SYSTEM IO2 INTERCHANGEABLE OPTICAL SYSTEM




CITIZEN


CITIZEN LED CLL030 3000Lm MAX

	ORDERING CODE	LED MODULES	DRIVER MODEL	DRIVER SPECIFICATION		
				[mA]	[V]	[W]
Narrow	COKL1220-W/B/S + XXX	XXX	XXX	1050	38	40
Medium	COKL1221-W/B/S + XXX	XXX	XXX	1050	38	40
Flood	COKL1222-W/B/S + XXX	XXX	XXX	1050	38	40

White Black Silver



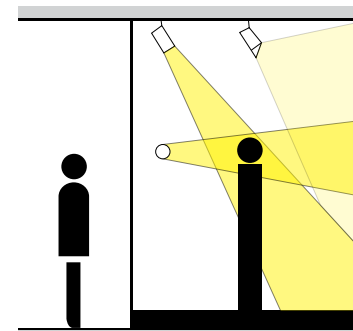
We Put Projects In Lights



TRACK SPOT CONAL LED SERIES (VERTICAL GEAR BOX)



SCOL Spot projector is a 3 different family series but sharing the same optic systems and accessories which made this 3 series to have the same light effects technology, but in different shape and size. Thanks to ISS and IO2 system which made it possible to interchange LED and different beam angle within a few second. With all these special features we made all VMETAL'S track spot possible to be used in all kind of different applications.



 Narrow beam



 Medium Beam



 Flood Beam




Choose the illumination that is right for your application.

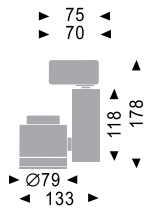
Choose light distribution that best suits your application. Five patterns, each designed using advanced optical simulation technology, are available: Narrow, Medium, and flood beam, Oval sharp beam, Oval food beam.

COB LED

Body: Die-Casting Aluminium
Safety Cover: Clear tempered glass
Reflector: 99.98% pure anodized aluminium
Adapter: 3-Circuit Universal Type
Built in type electronic driver
Weight: 0.624kg
Applicable driver sold separately



ISS INTERCHANGEABLE SOCKET SYSTEM IO2 INTERCHANGEABLE OPTICAL SYSTEM



CITIZEN

CITIZEN LED CLL020 1000Lm MAX

	ORDERING CODE	LED MODULES	DRIVER MODEL	DRIVER SPECIFICATION		
				[mA]	[V]	[W]
Narrow	SC0L810-W/B/S + XXX	XXX	XXX	350	38.8	13.5
Medium	SC0L811-W/B/S + XXX	XXX	XXX	350	38.8	13.5
Flood	SC0L812-W/B/S + XXX	XXX	XXX	350	38.8	13.5

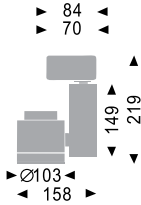

White Black Silver





ZAGA COB LED

Body: Die-Casting Aluminium
Safety Cover: Clear tempered glass
Reflector: 99.98% pure anodized aluminium
Adapter: 3-Circuit Universal Type
Built in type electronic driver
Weight: 0.993kg
Applicable driver sold separately




CITIZEN

CITIZEN LED CLL030 2500Lm MAX


	ORDERING CODE	LED MODULES	DRIVER MODEL	DRIVER SPECIFICATION		
				[mA]	[V]	[W]
Narrow	SCOL1020-W/B/S + XXX	XXX	XXX	800	40.5	34
Medium	SCOL1021-W/B/S + XXX	XXX	XXX	800	40.5	34
Flood	SCOL1022-W/B/S + XXX	XXX	XXX	800	40.5	34

White Black Silver

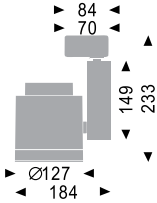


ZAGA COB LED

Trim : Die-cast aluminium
Body : Die-cast aluminium
Safety Cover: Clear tempered glass
Reflector : 99.98%pure anodised aluminium
Weight: 1.35kg
Applicable driver sold separately



ISS INTERCHANGEABLE SOCKET SYSTEM IO2 INTERCHANGEABLE OPTICAL SYSTEM




CITIZEN

CITIZEN LED CLL030/040 3000Lm MAX

	ORDERING CODE	LED MODULES	DRIVER MODEL	DRIVER SPECIFICATION		
				[mA]	[V]	[W]
Narrow	SC0L1220-W/B/S + XXX	XXX	XXX	1050	38	40
Medium	SC0L1221-W/B/S + XXX	XXX	XXX	1050	38	40
Flood	SC0L1222-W/B/S + XXX	XXX	XXX	1050	38	40

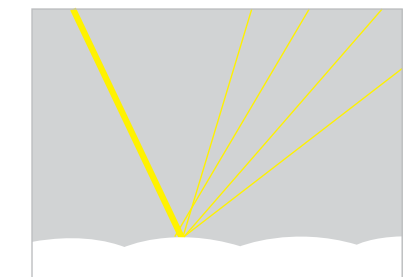

White Black Silver



TRACK SPOT ZOOM LED SERIES (VERTICAL GEAR BOX)




The innovative ball-facet reflectors that diffused the sharp light from the LED (light error) which give an focus brilliant focus effect that is also uniform. The reflector surface consists of computer calculated, spherically domed facets. By determining the individual radii of each facet of the reflector, in different deepness of the domed facteds a wide range of beam angles light distribution can be produced within the same shape of the reflector..



The 3-circuit universal track adaptor for easy circuit switching. This adaptor are fully compatible with most of European Track system.



The new Io2 system reflector optics give high proformance. This system allows to interchange different LED and beam angle with in a few second.



The double wall construction serves as cooling system is designed to dissipate heat from LED. The design of the front fins allows air to flow thru completely from the entire fixture body. This give maximum heat dissipation when the air flow caused by rising hot air. This passive cooling system are most reliable and long lasting compare with the Active cooling which is not reliable at all.



COB LED

Body: Die-Casting Aluminium
Safety Cover: Clear tempered glass
Reflector: 99.98% pure anodized aluminium
Adapter: 3-Circuit Universal Type
Built in type electronic driver
Weight: 0.9kg
Applicable driver sold separately.

Narrow

Medium

Flood

ISS INTERCHANGEABLE SOCKET SYSTEM

IO2 INTERCHANGEABLE OPTICAL SYSTEM

CE

IP 20

High efficiency Alumi-Mirror

355°

115°

75

70

140

220

Ø79

133

CITIZEN


CITIZEN LED CLL020 1000Lm MAX

	ORDERING CODE	LED MODULES	DRIVER MODEL	DRIVER SPECIFICATION		
				[mA]	[V]	[W]
Narrow	SZOL810-W/B/S + XXX	XXX	XXX	350	38.8	13.5
Medium	SZOL811-W/B/S + XXX	XXX	XXX	350	38.8	13.5
Flood	SZOL812-W/B/S + XXX	XXX	XXX	350	38.8	13.5

☐ White


☒ Black

☐ Silver



ZAGA COB LED

Body: Die-Casting Aluminium
Safety Cover: Clear tempered glass
Reflector: 99.98% pure anodized aluminium
Adapter: 3-Circuit Universal Type
Built in type electronic driver
Weight: 0.9kg
Applicable driver sold separately.



ISS

INTERCHANGEABLE
SOCKET SYSTEM

102

INTERCHANGEABLE
OPTICAL SYSTEM

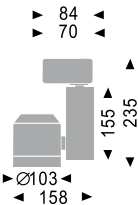
CE

IP
20

High
efficiency
Alum-Mirror

355°

115°



CITIZEN


CITIZEN LED CLL030 2500Lm MAX

	ORDERING CODE	LED MODULES	DRIVER MODEL	DRIVER SPECIFICATION		
				[mA]	[V]	[W]
Narrow	SZ0L1020-W/B/S + XXX	XXX	XXX	800	40,5	34
Medium	SZ0L1021-W/B/S + XXX	XXX	XXX	800	40,5	34
Flood	SZ0L1022-W/B/S + XXX	XXX	XXX	800	40,5	34

☐ White

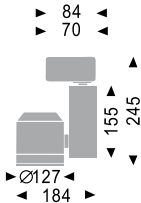

☒ Black

☐ Silver



ZAGA COB LED

Body: Die-Casting Aluminium
Safety Cover: Clear tempered glass
Reflector: 99.98% pure anodized aluminium
Adapter: 3-Circuit Universal Type
Built in type electronic driver
Weight: 1.15kg
Applicable driver sold separately.



CITIZEN

CITIZEN LED CLL030 3000Lm MAX

	ORDERING CODE	LED MODULES	DRIVER MODEL	DRIVER SPECIFICATION		
				[mA]	[V]	[W]
Narrow	SZOL1220-W/B/S + XXX	XXX	XXX	1050	38	40
Medium	SZOL1221-W/B/S + XXX	XXX	XXX	1050	38	40
Flood	SZOL1222-W/B/S + XXX	XXX	XXX	1050	38	40

White Black Silver



FRAME LED SPOT LIGHT(VERTICAL GEAR BOX)

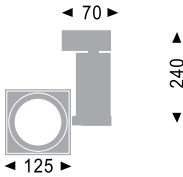




3030PCB/MPCB LED

Body: Die-Casting Aluminium
Safety Cover: Clear tempered glass
Reflector: 99.98%pure anodized aluminium
Adaptor: 3-Circuit Universal Type
Built in type electronic transformer
Weight: 0.76kg

Applicable transformer sold separately.



OSRAM

OSRAM LED 1500Lm

	ORDERING CODE	LED MODULES	DRIVER MODEL	DRIVER SPECIFICATION		
				[mA]	[V]	[W]
Narrow	SFRL1000-W/B/S + XXX	XXX	XXX	450	33	15
Medium	SFRL1001-W/B/S + XXX	XXX	XXX	450	33	15
Flood	SFRL1002-W/B/S + XXX	XXX	XXX	450	33	15


White Black Silver

OSRAM

OSRAM LED 2200Lm

	ORDERING CODE	LED MODULES	DRIVER MODEL	DRIVER SPECIFICATION		
				[mA]	[V]	[W]
Narrow	SFRL1010-W/B/S + XXX	XXX	XXX	700	33	23
Medium	SFRL1011-W/B/S + XXX	XXX	XXX	700	33	23
Flood	SFRL1012-W/B/S + XXX	XXX	XXX	700	33	23

White Black Silver




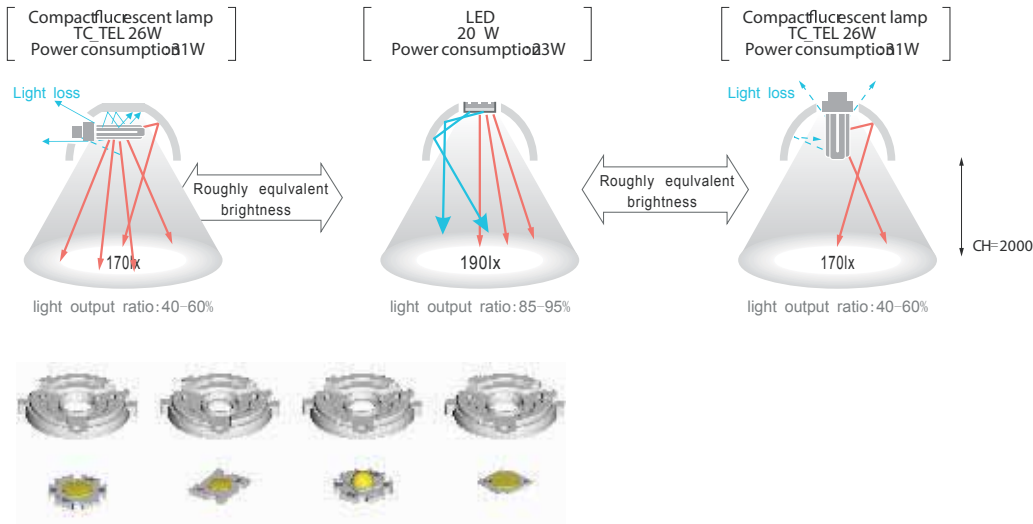
HAMMERLED DOWNLIGHT SERIES




TEAMTRONIC's HAMMER series. Super compact design with the greatest and efficient passive cooling system. The high presser A360 Alloy one piece Aluminum casting body give super strong durability and positions that offers the greatest performance of heat dissipation. Hammer has an reflector systems for Narrow, Medium or flood and various accessories that made it passable to suit all kind if application of use. The LED's Long life and energy efficiency offer an significant advantages in terms of running costs. Hammer LED family are most ideal for Architectural and commercial use.

Higt efficiencygght fixtures

Since the LED array models are made to install flat inside the reflector. It is deep enough to provide a large glare cutoff angle, the at the front.eliminating most of the loss of light that occurs with a conventional lamp where the light is reflected back into the lamp cause light lost. The excellent light output ratio of these light fixtures contributes to energy conservation. higt-efficiency LED lighting fixtures deliver light almost




Dark light HAMMER reflector design with technology focusable with a light bild that is ablutely glare free by the human visual point. It's an top level of reflector technology that offer maximum visual comfort together with maximum light out put.



Wall Washer Hood TEAMTRONIC Adjustable Wall Washer Hood offers great wall washing effect that can be adjusted any angle to suit your application. Best of all, the wall washer hood cuts the glare and giving total anti-glare control.



Mounting spring system an integrated clip on the fixture enables secure,one-touch installation, eliminating the Need of tighten screws.Best of all the process requires no additional parts,So you don't need to worry about losing anchors or clips.



Cross Turbo Louvre TEAMTRONIC's Cross Turbo Louvre give you maximum visual comfort and the installation procedure requires no tools at all. So you do not need to Higt-efficiency lght fixtures worry about finding no tools or screw driver.




TEAMTRONIC's Double-wall construction serves as a cooling system is designed to dissipate heat from LED, also providing maximum Air flow from the entire operation caused by rising hot air. When the operation temperature has been minimized, and the LED are guaranteed for it's maximum life time.



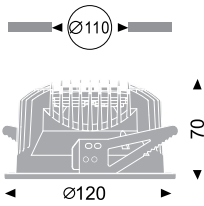
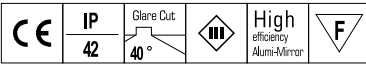


COB LED

Trim : Die-cast aluminium
Body : Die-cast aluminium
Housing : 1.2mm Steel-matt black paint
Safety Cover: Clear glass
Reflector : 99.98%pure anodised aluminium
Weight: 0,28 kg



ISS INTERCHANGEABLE SOCKET SYSTEM IO2 INTERCHANGEABLE OPTICAL SYSTEM



CITIZEN

CITIZEN LED CLL030 1200Lm MAX

	ORDERING CODE	LED MODULES	DRIVER MODEL	DRIVER SPECIFICATION		
				[mA]	[V]	[W]
Narrow	LHAM1220-W/B/S + XXX	XXX	XXX	500	38	18
Medium	LHAM1221-W/B/S + XXX	XXX	XXX	500	38	18
Flood	LHAM1222-W/B/S + XXX	XXX	XXX	500	38	18


White Black Silver



Heat Dissipation Design



CLL030 Series

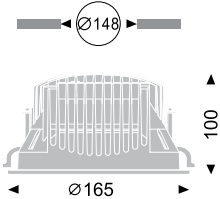
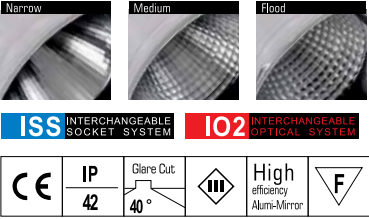


Heat dissipation design is a precondition in order to maximize the performance of the LED. In this document, the data that is deemed necessary in the detailed heat dissipation structure of the products and the heat dissipation design of the lighting apparatus is provided as a reference for the appropriate thermal design.



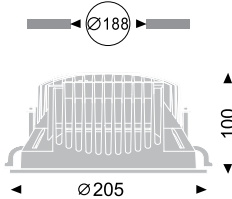
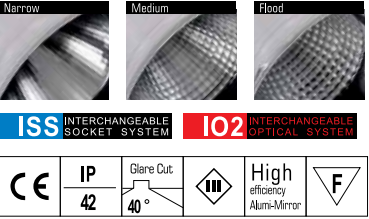
ZAGA COB LED

Trim : Die-cast aluminium
Body : Die-cast aluminium
Housing : 1.2mm Steel-matt black paint
Safety Cover: Clear glass
Reflector : 99.98%pure anodised aluminium
Weight: 0.58 kg



ZAGA COB LED

Trim : Die-cast aluminium
Body : Die-cast aluminium
Housing : 1.2mm Steel-matt black paint
Safety Cover: Clear glass
Reflector : 99.98%pure anodised aluminium
Weight: 0.78 kg



CITIZEN

CITIZEN LED CLL030 2800Lm MAX

	ORDERING CODE	LED MODULES	DRIVER MODEL	DRIVER SPECIFICATION		
				[mA]	[V]	[W]
Narrow	LHAM1650-W/B/S + XXX	XXX	XXX	1050	38	40
Medium	LHAM1651-W/B/S + XXX	XXX	XXX	1050	38	40
Flood	LHAM1652-W/B/S + XXX	XXX	XXX	1050	38	40

White Black Silver

CITIZEN

CITIZEN LED CLL030 3500Lm MAX

	ORDERING CODE	LED MODULES	DRIVER MODEL	DRIVER SPECIFICATION		
				[mA]	[V]	[W]
Narrow	LHAM2050-W/B/S + XXX	XXX	XXX	1250	38	47
Medium	LHAM2051-W/B/S + XXX	XXX	XXX	1250	38	47
Flood	LHAM2052-W/B/S + XXX	XXX	XXX	1250	38	47

White Black Silver


SHARP

SHARP LED DMD 3000Lm MAX


	ORDERING CODE	LED MODULES	DRIVER MODEL	DRIVER SPECIFICATION		
				[mA]	[V]	[W]
Narrow	LHAM2060-W/B/S + XXX	XXX	XXX	950	37	35
Medium	LHAM2061-W/B/S + XXX	XXX	XXX	950	37	35
Flood	LHAM2062-W/B/S + XXX	XXX	XXX	950	37	35

White Black Silver

Accessories ▶ Page. A001



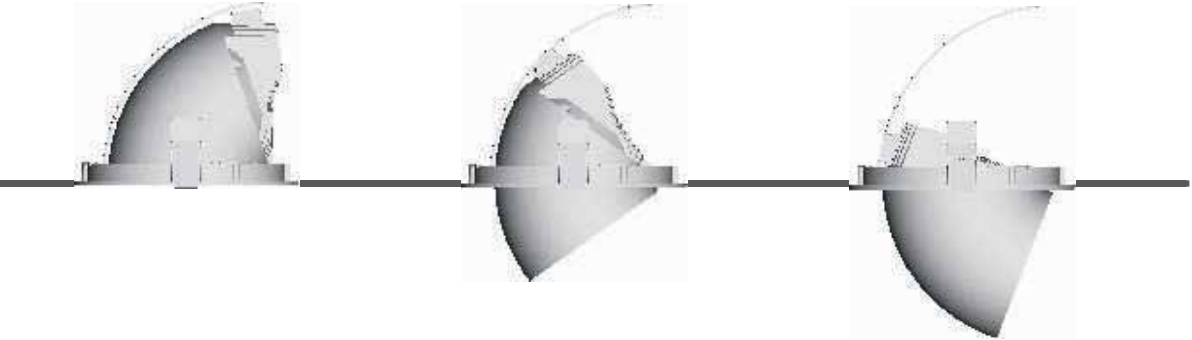

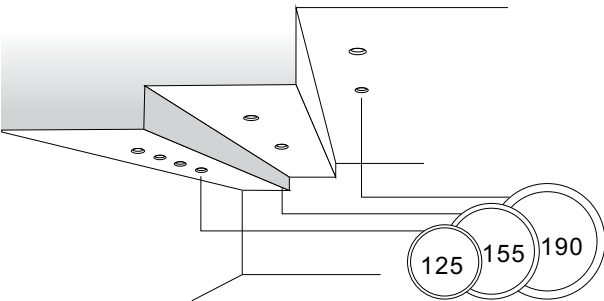
Accessories ▶ Page. A001



DS LED DOWNLIGHT SERIES




TEAMTRONIC has expanded their successful range of DS (Downlight & Spot-Light) LED recessed luminaires. The DS LED Series is able to perform spot application or completely disappear into the ceiling as an downlight application. An dual applica- tion luminaries that offers accent lighting or serve as general Lighting. Their versatility enables their recessed luminaries to be used in all settings where general and accent lighting must be combined in the single luminaire. In this way the fitting blends with the space and has a great feeling of consistency. DS LED series are suitable for all kind's on indoor used application.



E-Maintenance(ISS)

An unique design that fix most of TEAMTRONIC's LED downlight called interchangeable socket system (ISS) that make it possible for quick and easy maintenance of LED modules. At this stage our ISS system are compatible with full range, such as CITIZEN Array LED modules. Best of all the installation require no soldering or screw so it is extremely friendly to work with can be easily installed at any places.



Double-Wall construction heat sink box

TEAMTRONIC's Double-wall construction serves as a cooling system designed to dissipate heat faster from the LED, also providing maximum Air flow from the entire operation caused by rising hot air. When the operation temperature has been minimized. The LED are guaranteed for it's maximum life time and performance.




Reliable one-touch

Mounting spring system an integrated clip on the fixture enables secure,one -touch installation, eliminating the Need of tighten screws.Best of all the process requires no additional parts,So you don't need to worry about losing anchors or clips.

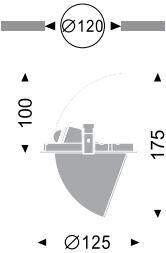


COB LED

Trim : Die-cast aluminium
Body : Die-cast aluminium
Housing : 1.2mm Steel-matt black paint
Safety Glass : Clear tempered glass
Reflector : 99.98%pure anodised aluminium
Weight: 0.53 kg



ISS INTERCHANGEABLE SOCKET SYSTEM IO2 INTERCHANGEABLE OPTICAL SYSTEM




CITIZEN

CITIZEN LED CLL020 1000Lm MAX

	ORDERING CODE	LED MODULES	DRIVER MODEL	DRIVER SPECSIFICATION		
				[mA]	[V]	[W]
Narrow	LDS7210-W/B/S + XXX	XXX	XXX	350	40	13.5
Medium	LDS7211-W/B/S + XXX	XXX	XXX	350	40	13.5
Flood	LDS7212-W/B/S + XXX	XXX	XXX	350	40	13.5


White Black Silver

Accessories ► Page. A001



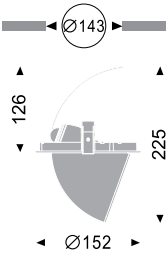
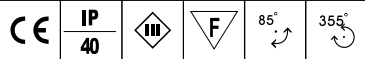
CREE LED CXA2011 2000Lm MAX

Trim : Die-cast aluminium
Body : Die-cast aluminium
Housing : 1.2mm Steel-matt black paint
Safety Glass : Clear tempered glass
Reflector : 99.98%pure anodised aluminium
Weight: 0.75kg



ISS INTERCHANGEABLE SOCKET SYSTEM IO2 INTERCHANGEABLE OPTICAL SYSTEM

CREE



CITIZEN

CITIZEN LED CLL030 2000Lm MAX

	ORDERING CODE	LED MODULES	DRIVER MODEL	DRIVER SPECSIFICATION		
				[mA]	[V]	[W]
Narrow	LDS7320-W/B/S + XXX	XXX	XXX	700	38	27
Medium	LDS7321-W/B/S + XXX	XXX	XXX	700	38	27
Flood	LDS7322-W/B/S + XXX	XXX	XXX	700	38	27

White Black Silver


Accessories ► Page. A001



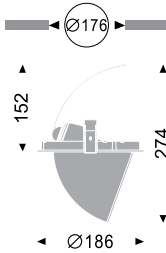


ZAGA COB LED

Trim : Die-cast aluminium
Body : Die-cast aluminium
Housing : 1.2mm Steel-matt black paint
Safety Glass : Clear tempered glass
Reflector : 99.98%pure anodised aluminium
Weight: 1.18kg



ISS INTERCHANGEABLE SOCKET SYSTEM **102** INTERCHANGEABLE OPTICAL SYSTEM




CITIZEN

CITIZEN LED CLL030 3000Lm MAX

	ORDERING CODE	LED MODULES	DRIVER MODEL	DRIVER SPECSIFICATION		
				[mA]	[V]	[W]
Narrow	LDS7420-W/B/S + XXX	XXX	XXX	1050	38	40
Medium	LDS7421-W/B/S + XXX	XXX	XXX	1050	38	40
Flood	LDS7422-W/B/S + XXX	XXX	XXX	1050	38	40

□ White ■ Black ■ Silver

Accessories ► Page. A001





FRAME SERIES



HAMMER LED DOWNLIGHT



SQUARE DS LED DOWNLIGHT



MINI CAST LED DOWNLIGHT



CUTTER LED TRIM-LESS



BOXER MULTIPLE SPOT



ROVER RING PENDANT



BLOCK SURFACE MOUNT

WE PUT PROJECTS IN LIGHTS



MORE THAN JUST LIGHT FITTING