





Upgraders Energi  
Spar på energien - ikke lyset

## LED AREA LAMP

—GKS38

20W 40W 60W



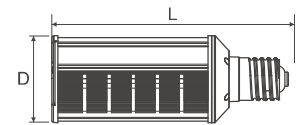
## ADVANTAGES

- High light efficiency  
SAMSUNG 2835 150lm/W
- Working temperature:  
-40°F~140°F(-40°C~60°C)  
50,000hours reliable lifespan,
- Lighting with no dark area
- 5 years warranty
- > 6KV high surge protection
- 350° rotatable lamp base, lighting direction adjustable
- Top quality driver components:  
①FIRST MOS(USA)  
②MPS IC Chip (USA)  
③Rubycon capacitor (Japan)  
④Galaxy Diodes (biggest in China)

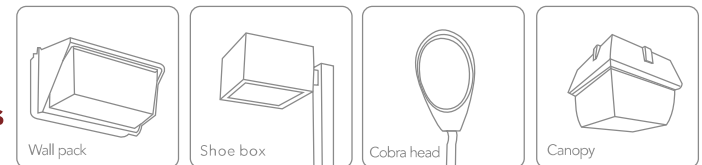
## DIMENSIONS

DxL(unit:inch inchx25.4=mm)

WATT	BASE	E26	E27	E39	EX39	E40
20		Ø3.62*5.16	Ø3.62*5.28	Ø3.62*5.83	Ø3.62*5.83	Ø3.62*5.94
40		Ø3.62*7.80	Ø3.62*7.95	Ø3.62*8.46	Ø3.62*8.47	Ø3.62*8.58
60		Ø3.62*9.96	Ø3.62*10.08	Ø3.62*10.71	Ø3.62*10.71	Ø3.62*10.83



## APPLICATIONS



MODEL NO.	VOLTAGE	LUMEN	WEIGHT (lbs ÷ 2.2=kg)	EQUAL TO	LIGHT DISTRIBUTION
GKS38-20W	100-277VAC 50/60Hz	3000±200lm	NW 1.02lbs GW 1.28lbs	75W HPS MHL	
GKS38-40W	100-277VAC 50/60Hz	6000±200lm	NW 1.68lbs GW 1.98lbs	175W HPS MHL	
GKS38-60W	100-277VAC 50/60Hz	9000±200lm	NW 2.25lbs GW 2.60lbs	250W HPS MHL	



## LED AREA LIGHT —GKS35

80W 110W



MODEL NO.	VOLTAGE	LUMEN	WEIGHT (lbs ÷ 2.2=kg)	EQUAL TO	LIGHT DISTRIBUTION
GKS35-80W	100-277VAC 50/60Hz	9600±100lm	NW 2.69lbs GW 3.37lbs	250W HPS MHL	
GKS35-110W	100-277VAC 50/60Hz	13200±100lm	NW 3.57lbs GW 4.32lbs	400W HPS MHL	

## ADVANTAGES



Patent design, unfolded fin type heat sink for a better heat dissipation



5 years warranty



Working temperature:  
-40°F~140°F(-40°C~60°C)  
50,000hours reliable lifespan



> 6KV high surge protection



Suitable for use in enclosed fixtures



Top quality driver components:

- ① ST MOS (Italy & France)
- ③ Rubycon capacitor (Japan)

- ② INFINEON IC chip (Germany)
- ④ PANJIT Diodes (Taiwan)

## DIMENSIONS

DxL(unit:inch inchx25.4=mm)

WATT	BASE	E39	WATT	BASE	E39
80W(CLOSE)		∅4.37*8.70	80(OPEN)		∅9.02*8.70
110W(CLOSE)		∅4.37*11.10	110(OPEN)		∅9.02*11.10

